

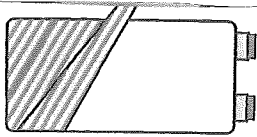


TSK-1 TEE SPLICE KIT

Under Insulation

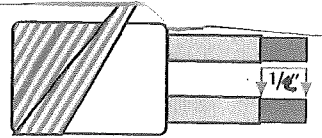
KIT CONTENTS: 3 TEE CRIMP LUGS & TAPE

STEP 1: a:



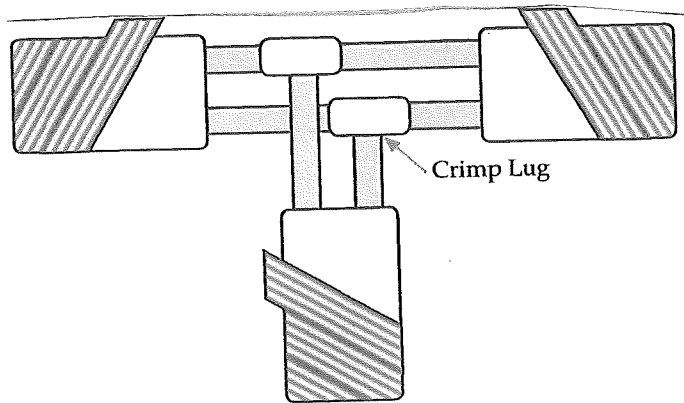
UNRAVEL BRAID FOR GROUND CONNECTION.

b:



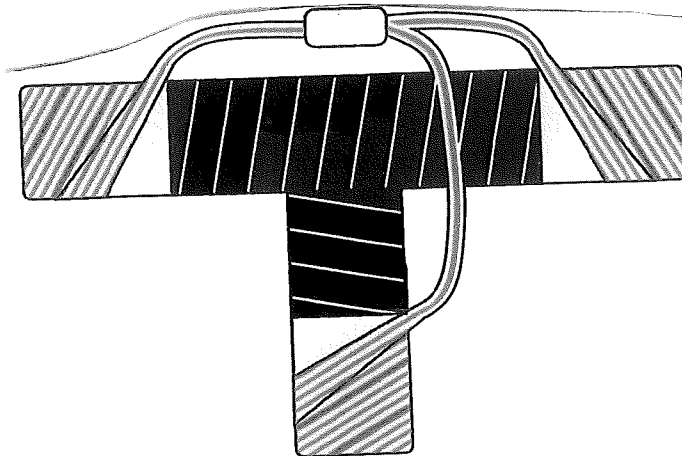
CAREFULLY REMOVE 1" OF OUTER JACKET. REMOVE EXPOSED NICHROME. SEPARATE BUS WIRES AND STRIP 1/2" TO BARE WIRE .

STEP 2:



INSERT BUS WIRES INTO TEE CRIMP LUGS. MAKE POSITIVE CONNECTION WITH THE TEE CRIMP LUGS.

STEP 3:



TAPE BUS WIRES AND LUGS INDIVIDUALLY, STRETCHING TAPE AS YOU WRAP. THEN TAPE OVER ALL WIRES AND LUGS EXTENDING 1-1/2" ON EACH CABLE. CONNECT BRAID FROM EACH CABLE USING A TEE CRIMP LUG.