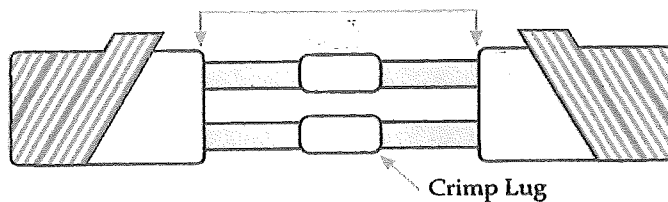


**BSK-1 BUTT SPLICE KIT**  
**Under Insulation**  
**KIT CONTENTS: 3 CRIMP LUGS & TAPE**


**STEP 1:** REMOVE METAL BRAID FROM 2" OF THE CABLE END. CAREFULLY REMOVE 1" OF THE OUTER (COLORED) JACKET INSULATION. REMOVE ALL EXPOSED NICHROME WIRE. SEPARATE BUS WIRES AND STRIP EACH TO BARE WIRE 1/2" FROM END FOR CONNECTION.

**STEP 2:**



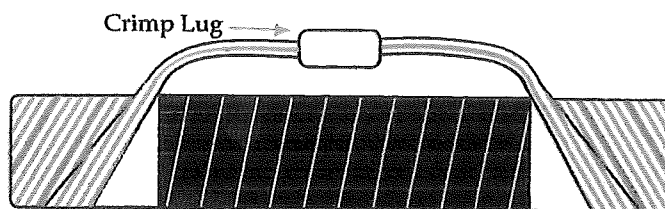
INSERT BUS WIRES INTO CRIMP LUGS. MAKE POSITIVE CONNECTION WITH THE CRIMP LUGS.

**STEP 3:**



TAPE THE BUS WIRES INDIVIDUALLY, STRETCHING TAPE AS YOU WRAP. THEN TAPE OVER BOTH WIRES EXTENDING 1-1/2" ON EACH CABLE.

**STEP 4:**



UNRAVEL BRAID ON EACH CABLE AND CONNECT WITH A CRIMP LUG.